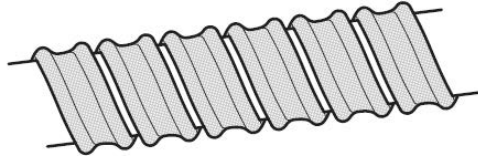


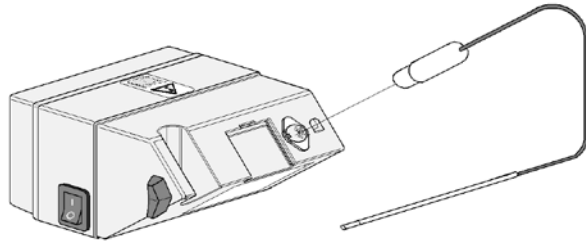
## INSTALLATION NOTES

**WARNING:** The MC810B Controller used with a HT9 heating tape **MUST BE** installed by competent electrician. Heating tapes **MUST NOT** be directly connected to mains supply and follow appropriate electrical codes.

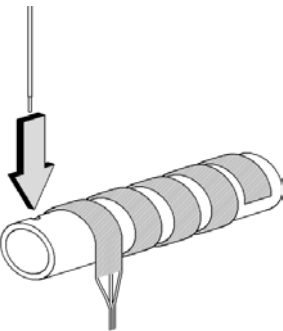
- ① Wrap HT9 Heating Tape around vessel. Do not allow the tape to overlap.



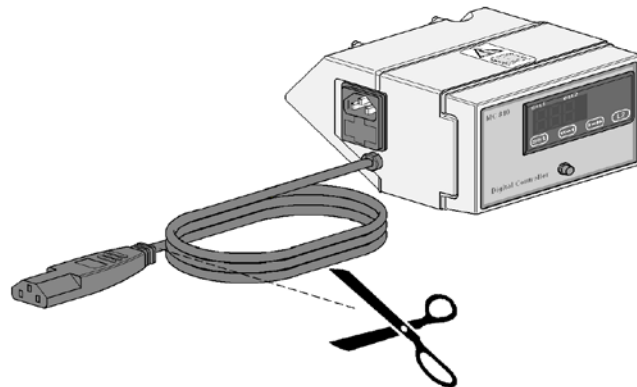
- ② Connect the temperature probe to MC810B.



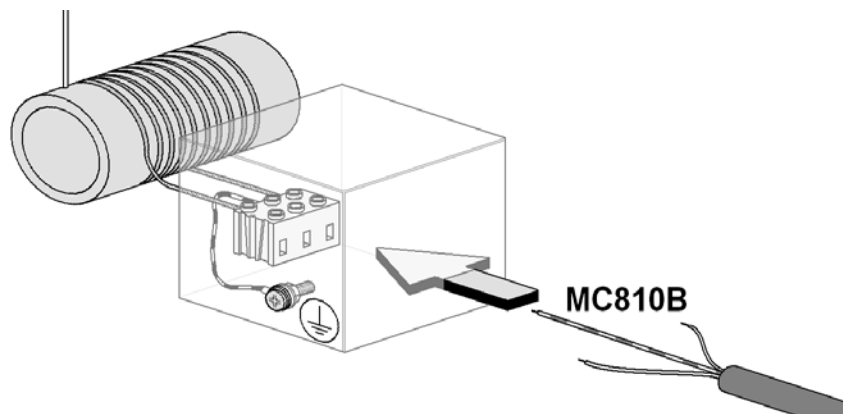
- ③ Position temperature probe in medium being heated but not in direct contact with heating tape.



- ④ Cut connector off the MC810B and remove insulation to access wiring.



- ⑤ Wire the MC810B cable into a 3-way insulated terminal block (not supplied) and secure terminal block inside insulated enclosure (or grounded metal enclosure) of suitable specification for working environment. The enclosure must provide suitable cord anchorage and should be kept away from the heat source. **The end user is responsible for providing a suitable electrical protection/disconnecting device before a final inspection by the appropriate local authority.**



**IF IN DOUBT CONSULT A QUALIFIED ELECTRICIAN**